


## City, Village, and Township Revenue Sharing and County Incentive Program Certification

Issued under authority of 2017 Public Act 107. Filing is mandatory to qualify for payments.

Each city/village/township/county applying for City, Village, and Township Revenue Sharing or County Incentive Program payments must:

1. Certify to the Michigan Department of Treasury (Treasury) that the local unit listed below has produced and made available to the public a Citizen's Guide, a Performance Dashboard, a Debt Service Report, and a Projected Budget Report as required by 2017 Public Act 107. The local unit must include in any mailing of general information to its citizens, the Internet website address or the physical location where all the documents are available for public viewing in the clerk's office.
2. Submit to Treasury a Citizen's Guide, a Performance Dashboard, a Debt Service Report, and a Projected Budget Report.

This certification, along with a Citizen's Guide, a Performance Dashboard, a Debt Service Report, and a Projected Budget Report, **must be received by December 1, 2017**, (or the first day of a payment month) in order to qualify for that month's payment. Postmark dates will not be considered. For questions, call 517-373-2697.

PART 1: LOCAL UNIT INFORMATION			
Local Unit Name City of Menominee		Local Unit County Name Menominee	
Local Unit Code 55-2010		Contact E-Mail Address tgraff@cityofmenominee.net	
Contact Name Tony Graff	Contact Title City Manager	Contact Telephone Number (906) 863-2656	Extension
Website Address, if reports are available online www.menomineeemi.us		Current Fiscal Year End Date 6/30/2018	
PART 2: CITIZEN'S GUIDE			
Check any of the following that apply:			
<input type="checkbox"/> The local unit has elected to use Treasury's online Citizen's Guide to comply with the legislative requirements. Therefore, a copy of the Citizen's Guide will not be submitted to Treasury.			
<input type="checkbox"/> The local unit does not have any unfunded pensions or other post employment benefits (OPEB).			
PART 3: CERTIFICATION			
<i>In accordance with 2017 Public Act 107, the undersigned hereby certifies to Treasury that the above mentioned local unit 1) has produced a Citizen's Guide, a Performance Dashboard, a Debt Service Report, and a Projected Budget Report and 2) will include in any mailing of general information to our citizens, the Internet website address or the physical location where all the documents are available for public viewing in the clerk's office. The Citizen's Guide, Performance Dashboard, Debt Service Report, and Projected Budget Report are attached to this signed certification, unless otherwise noted in Part 2.</i>			
Chief Administrative Officer Signature (as defined in MCL 141.422b) 		Printed Name of Chief Administrative Officer (as defined in MCL 141.422b) Tony Graff	
Title City Manager		Date 11/21/2017	

Completed and signed form (including required attachments) should be e-mailed to: [TreasRevenueSharing@michigan.gov](mailto:TreasRevenueSharing@michigan.gov). If you are unable to submit via e-mail, fax to 517-335-3298 or mail the completed form and required attachments to:

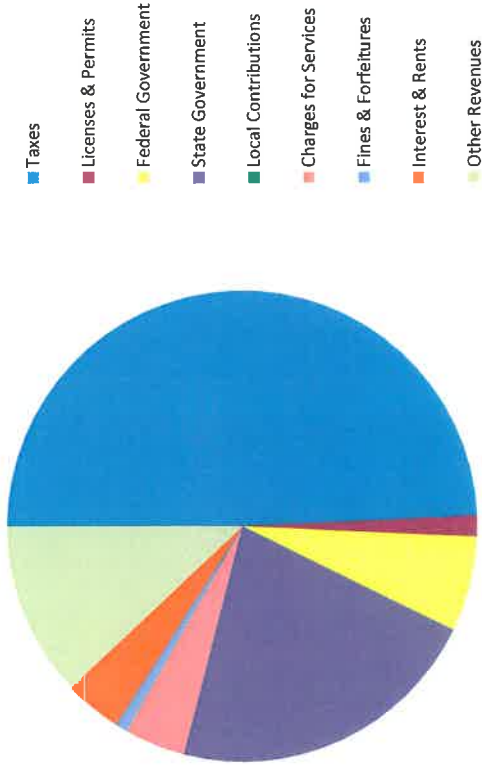
Michigan Department of Treasury  
Revenue Sharing and Grants Division  
PO Box 30722  
Lansing MI 48909

TREASURY USE ONLY		
CVTRS/CIP Eligible Y N	Certification Received	Citizen's Guide Received
Performance Dashboard Received	Debt Service Report Received	Projected Budget Report Received
Final Certification	CVTRS/CIP Notes	

**CITIZEN'S GUIDE TO LOCAL UNIT FINANCES - City of Memominee (55-2010)**

**REVENUES**

1. Where our money comes from (all governmental funds)



2. Compared to the prior year

	2015	2016	% change
Taxes	\$ 4,929,233	\$ 5,067,915	2.81%
Licenses & Permits	150,846	148,166	-1.78%
Federal Government	38,997	670,731	1619.96%
State Government	1,944,474	2,237,860	15.09%
Local Contributions	-	-	N/A
Charges for Services	447,819	429,863	-4.01%
Fines & Forfeitures	85,671	86,693	1.19%
Interest & Rents	406,290	407,022	0.18%
Other Revenues	1,917,250	1,233,607	-35.66%
<b>Total Revenues</b>	<b>\$ 9,920,580</b>	<b>\$ 10,281,857</b>	<b>3.64%</b>

3. Revenue sources per capita - compared to the prior year



4. Historical trends of individual sources

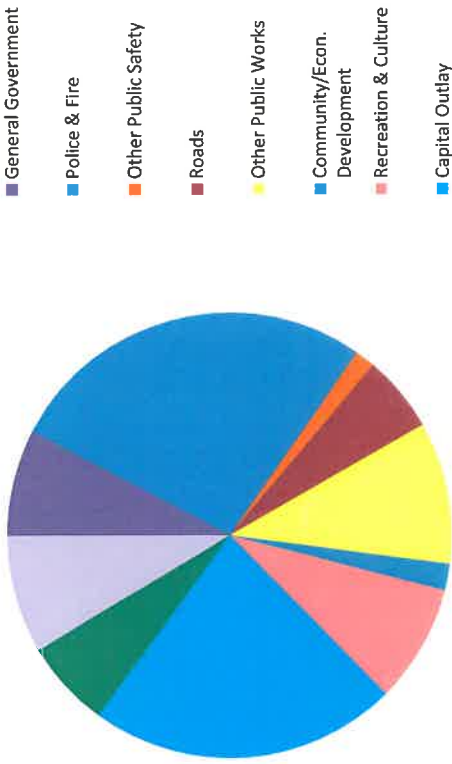


Commentary:

For more information on our unit's finances, contact Tony Graff at (906) 863-2656.

**CITIZEN'S GUIDE TO LOCAL UNIT FINANCES - City of Menominee (55-2010)**

1. Where we spend our money (all governmental funds)

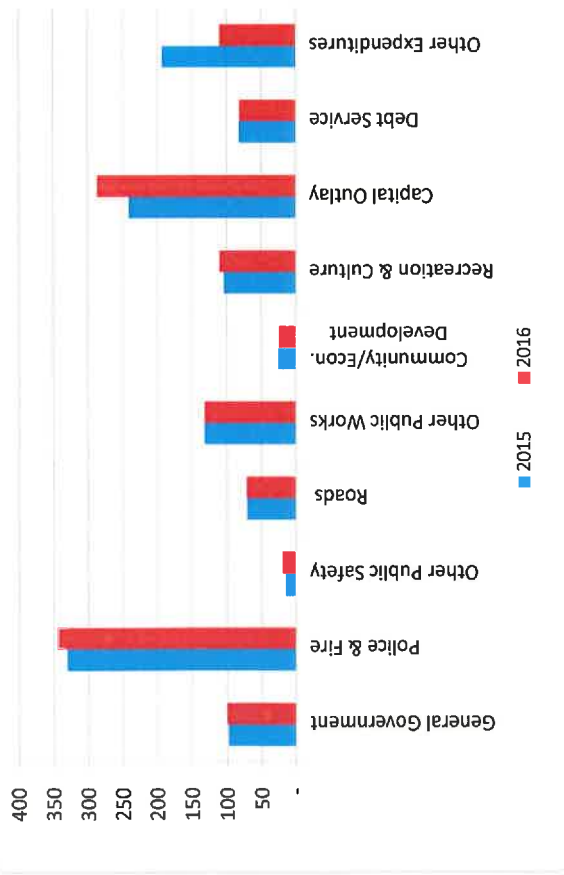


**EXPENDITURES**

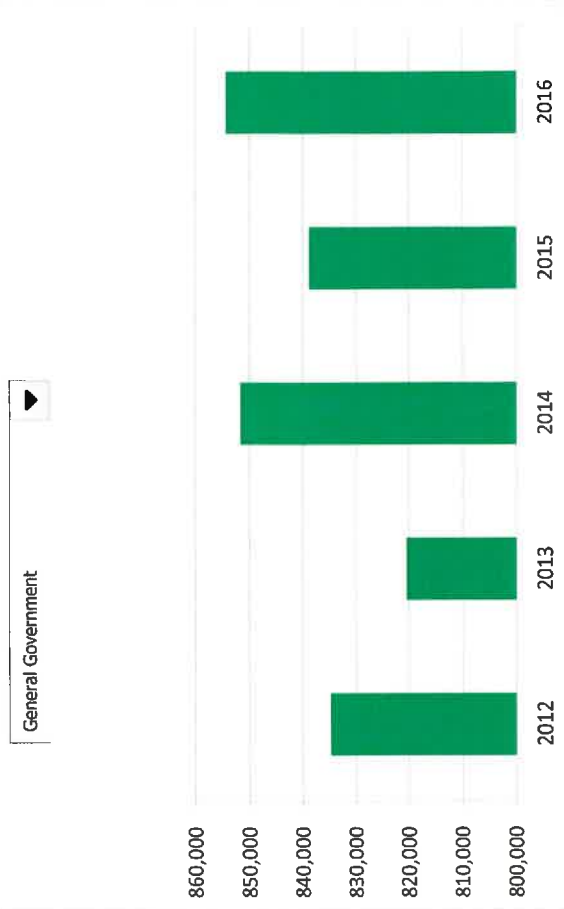
2. Compared to the prior year

	2015	2016	% change
General Government	\$ 838,893	\$ 854,334	1.84%
Police & Fire	2,843,532	2,964,020	4.24%
Other Public Safety	124,585	161,457	29.60%
Roads	609,477	613,556	0.67%
Other Public Works	1,134,100	1,135,064	0.09%
Health & Welfare	-	-	N/A
Community/Econ. Development	215,485	210,836	-2.16%
Recreation & Culture	894,049	948,781	6.12%
Capital Outlay	2,069,503	2,462,721	19.00%
Debt Service	703,336	696,820	-0.93%
Other Expenditures	1,659,227	946,183	-42.97%
<b>Total Expenditures</b>	<b>\$ 11,092,187</b>	<b>\$ 10,993,772</b>	<b>-0.89%</b>

3. Spending per capita - compared to the prior year



4. Historical trends of individual departments:

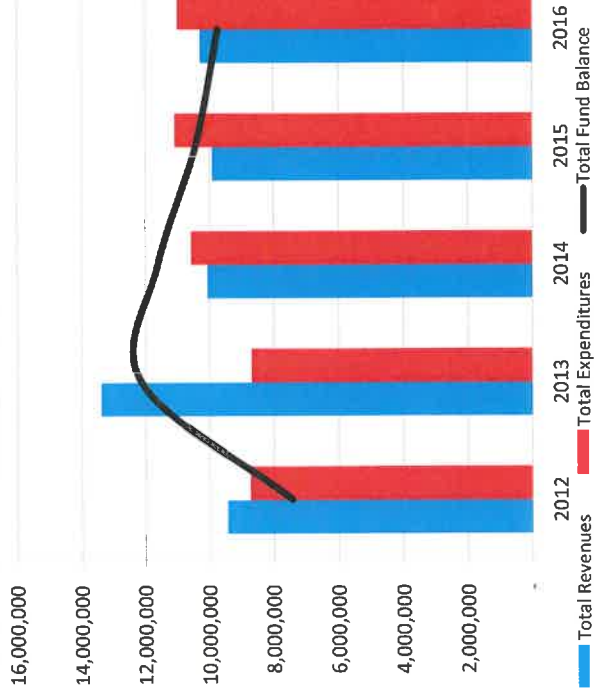


Commentary:

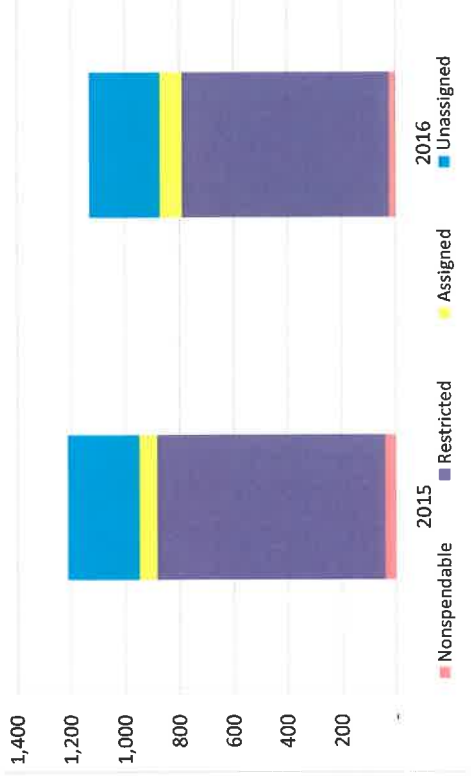
For more information on our unit's finances, contact Tony Graff at (906) 863-2656.

**CITIZEN'S GUIDE TO LOCAL UNIT FINANCES - City of Menominee (55-2010)**

1. How have we managed our governmental fund resources (fund balance)?



3. Fund balance per capita - compared to the prior year



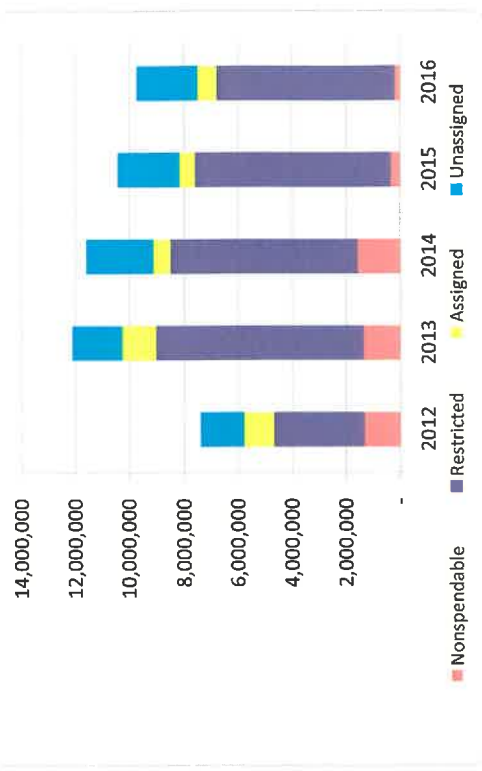
Commentary:

**FINANCIAL POSITION**

2. Compared to the prior year

	2015	2016	% change
Revenue	9,920,580	10,281,857	3.64%
Expenditures	11,092,187	10,993,772	-0.89%
Surplus (shortfall)	(1,171,607)	(711,915)	-39.24%
Fund balance, by component:			
Nonspendable	345,897	197,550	-42.89%
Restricted	7,251,153	6,599,427	-8.99%
Committed	-	-	N/A
Assigned	560,828	700,251	24.86%
Unassigned	2,279,730	2,228,465	-2.25%
total fund balance	10,437,608	9,725,693	-6.82%

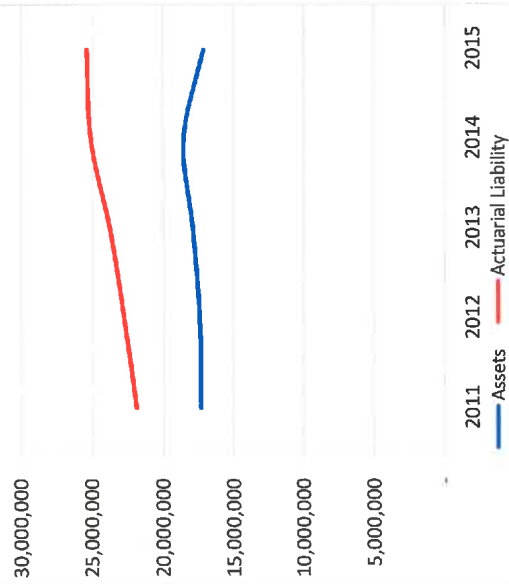
4. Historical trends of individual components



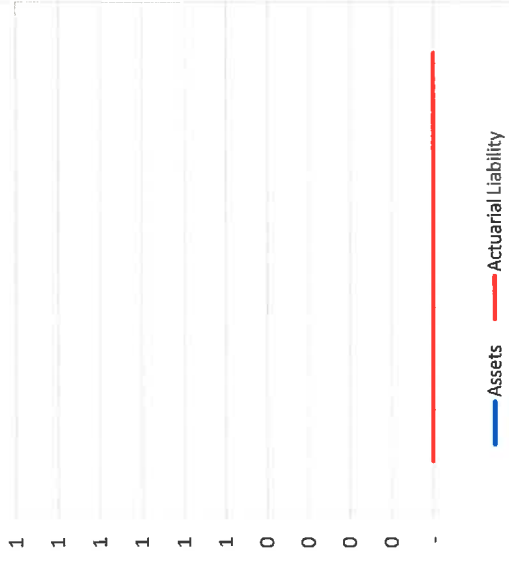
**CITIZEN'S GUIDE TO LOCAL UNIT FINANCES - City of Menominee (55-2010)**

**OTHER LONG TERM OBLIGATIONS**

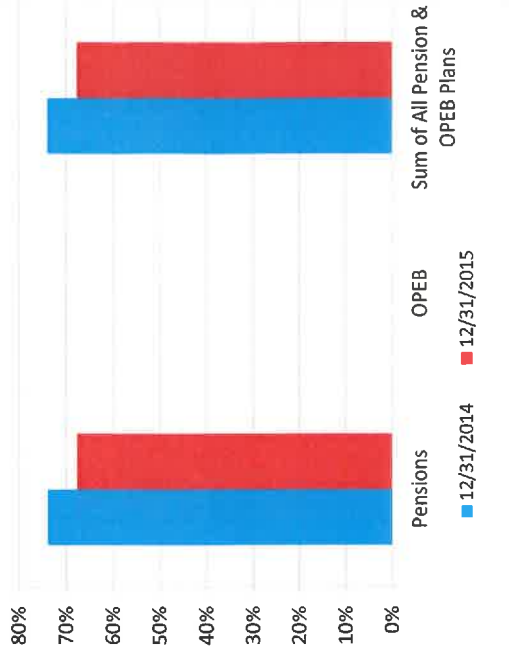
1. Pension funding status



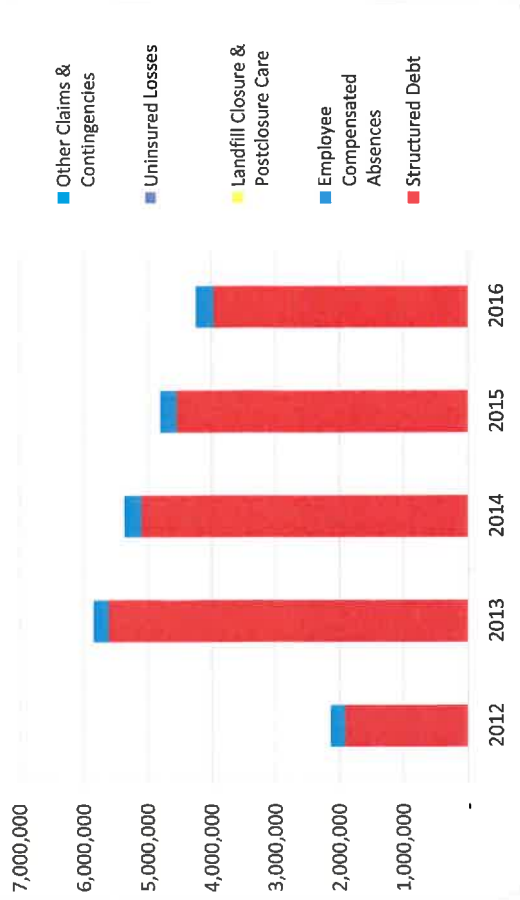
2. Retiree Health care funding status



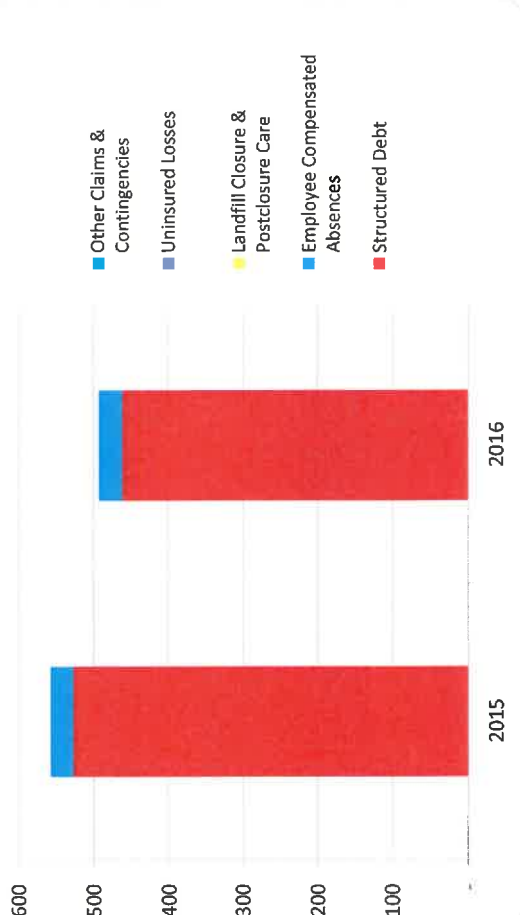
3. Percent funded - compared to the prior year



4. Long Term Debt obligations:



5. Debt & other long term obligations per capita - compared to the prior year



Commentary: The City of Menominee has no other post-employment benefits.

For more information on our unit's finances, contact Tony Graff at (906) 863-2656.

# Performance Dashboard

<b>Local Unit Name: City of Menominee</b>
<b>Local Unit Code: 55-2010</b>

	2015	2016	Trend	Performance
<b>Fiscal Stability</b>				
Annual General Fund expenditures per capita	\$652	\$625	↓ -4.1%	Positive
Fund Balance as % of annual General Fund expenditures	47.0%	52.2%	↑ 10.9%	Positive
Unfunded pension & OPEB liability, as a % of annual General Fund revenue	116%	140%	↑ 20.4%	Negative
Debt burden per capita	\$527	\$461	↓ 12.6%	Positive
Percentage of road funding provided by the General Fund	0.0%	0.0%	→ 0.0%	Neutral
Ratio of pensioners to employees	2.62	2.59	↓ -1.2%	Positive
Number of services delivered via cooperative venture	4	5	↑ 25.0%	Positive
<b>Economic Strength</b>				
% of community with access to high speed broadband	93%	94%	→ 0.7%	Neutral
% of community age 25+ with Bachelor's degree or higher	26%	26%	→ 0.0%	Neutral
Average age of critical infrastructure (years)	16.0	16.1	↑ 1.1%	Negative
<b>Public Safety</b>				
Violent crimes per thousand	3	4	↑ 40.9%	Negative
Property crimes per thousand	20	27	↑ 34.7%	Negative
Traffic injuries or fatalities	180	178	↓ -1.1%	Positive
<b>Quality of Life</b>				
Miles of sidewalks and non-motorized paths/trails as a factor of total miles of local/major roads & streets	0.29	0.29	→ 0.0%	Neutral
Percent of General Fund expenditures committed to arts, culture and recreation	6.2%	7.1%	↑ 14.1%	Neutral
Acres of parks per thousand residents	2.1	2.1	→ 0.0%	Neutral
Percent of community being provided with curbside recycling	0%	0%	→ 0.0%	Neutral

## Debt Service Report

**Local Unit Name:** City of Menominee  
**Local Unit Code:** 55-2010  
**Current Fiscal Year End Date:** 6/30/2017

**Debt Name:** 2007 Brownfield Authority Tax Investment Bond  
**Issuance Date:** 6/5/2007  
**Issuance Amount:** \$225,000  
**Debt Instrument (or Type):** Bonds  
**Repayment Source(s):** Tax Revenue

Years Ending	Principal	Interest	Total
6/30/2018	\$ 25,000	\$ 1,585	\$ 26,585
	\$	\$	\$
	\$	\$	\$
	\$	\$	\$
<b>Totals</b>	<b>\$ 25,000</b>	<b>\$ 1,585</b>	<b>\$ 26,585</b>

Commentary:

## Debt Service Report

**Local Unit Name:** City of Menominee  
**Local Unit Code:** 55-2010  
**Current Fiscal Year End Date:** 6/30/2017

**Debt Name:** 2007 Capital Improvement Bonds (LTGO)  
**Issuance Date:** 7/1/2007  
**Issuance Amount:** \$2,015,000  
**Debt Instrument (or Type):** Bonds  
**Repayment Source(s):** Water & Sewer Revenue

Years Ending	Principal	Interest	Total
6/30/2018	\$ 100,000	\$ 59,370	\$ 159,370
6/30/2019	\$ 105,000	\$ 54,553	\$ 159,553
6/30/2020	\$ 105,000	\$ 49,618	\$ 154,618
6/30/2021	\$ 110,000	\$ 44,565	\$ 154,565
6/30/2022	\$ 115,000	\$ 39,278	\$ 154,278
6/30/2023	\$ 120,000	\$ 33,725	\$ 153,725
6/30/2024	\$ 125,000	\$ 27,906	\$ 152,906
6/30/2025	\$ 120,000	\$ 22,088	\$ 142,088
6/30/2026	\$ 130,000	\$ 16,150	\$ 146,150
6/30/2027	\$ 135,000	\$ 9,856	\$ 144,856
6/30/2027	\$ 140,000	\$ 3,325	\$ 143,325
<b>Totals</b>	<b>\$ 1,305,000</b>	<b>\$ 360,433</b>	<b>\$ 1,665,433</b>

Commentary:



## Debt Service Report

**Local Unit Name:** City of Menominee  
**Local Unit Code:** 55-2010  
**Current Fiscal Year End Date:** 6/30/2017

**Debt Name:** Water Supply System Junior Lien  
**Issuance Date:** 6/17/2010  
**Issuance Amount:** \$2,370,000  
**Debt Instrument (or Type):** Bonds  
**Repayment Source(s):** Water Revenue

Years Ending	Principal	Interest	Total
6/30/2018	\$ 35,000	\$ 67,080	\$ 102,080
6/30/2019	\$ 36,000	\$ 65,942	\$ 101,942
6/30/2020	\$ 37,000	\$ 64,772	\$ 101,772
6/30/2021	\$ 39,000	\$ 63,570	\$ 102,570
6/30/2022	\$ 40,000	\$ 62,302	\$ 102,302
6/30/2023	\$ 42,000	\$ 61,002	\$ 103,002
6/30/2024	\$ 43,000	\$ 59,638	\$ 102,638
6/30/2025	\$ 45,000	\$ 58,240	\$ 103,240
6/30/2026	\$ 46,000	\$ 56,778	\$ 102,778
6/30/2027	\$ 48,000	\$ 55,282	\$ 103,282
6/30/2028	\$ 50,000	\$ 53,722	\$ 103,722
6/30/2029	\$ 52,000	\$ 52,098	\$ 104,098
6/30/2030	\$ 53,000	\$ 50,408	\$ 103,408
6/30/2031	\$ 55,000	\$ 48,686	\$ 103,686
6/30/2032	\$ 57,000	\$ 46,898	\$ 103,898
6/30/2033	\$ 59,000	\$ 45,046	\$ 104,046
6/30/2034	\$ 62,000	\$ 43,128	\$ 105,128
6/30/2035	\$ 64,000	\$ 41,112	\$ 105,112
6/30/2036	\$ 66,000	\$ 39,032	\$ 105,032
6/30/2037	\$ 69,000	\$ 36,888	\$ 105,888
6/30/2038	\$ 71,000	\$ 34,646	\$ 105,646
6/30/2039	\$ 74,000	\$ 32,338	\$ 106,338
6/30/2040	\$ 76,000	\$ 29,932	\$ 105,932
6/30/2041	\$ 79,000	\$ 27,462	\$ 106,462
6/30/2042	\$ 82,000	\$ 24,896	\$ 106,896
6/30/2043	\$ 85,000	\$ 22,230	\$ 107,230
6/30/2044	\$ 88,000	\$ 19,468	\$ 107,468
6/30/2045	\$ 91,000	\$ 16,608	\$ 107,608
6/30/2046	\$ 94,000	\$ 13,650	\$ 107,650
6/30/2047	\$ 98,000	\$ 10,596	\$ 108,596
6/30/2048	\$ 101,000	\$ 7,410	\$ 108,410
6/30/2049	\$ 105,000	\$ 4,128	\$ 109,128
6/30/2050	\$ 22,000	\$ 716	\$ 22,716
<b>Totals</b>	<b>\$ 2,064,000</b>	<b>\$ 1,315,704</b>	<b>\$ 3,379,704</b>

Commentary:

## Debt Service Report

**Local Unit Name:** City of Menominee  
**Local Unit Code:** 55-2010  
**Current Fiscal Year End Date:** 6/30/2017

**Debt Name:** Sewage Disposal System Junior Lien  
**Issuance Date:** 6/17/2010  
**Issuance Amount:** \$1,410,000  
**Debt Instrument (or Type):** Bonds  
**Repayment Source(s):** Sewer Revenue

Years Ending	Principal	Interest	Total
6/30/2018	\$ 21,000	\$ 40,170	\$ 61,170
6/30/2019	\$ 22,000	\$ 39,488	\$ 61,488
6/30/2020	\$ 22,000	\$ 38,772	\$ 60,772
6/30/2021	\$ 23,000	\$ 38,058	\$ 61,058
6/30/2022	\$ 24,000	\$ 37,310	\$ 61,310
6/30/2023	\$ 25,000	\$ 36,530	\$ 61,530
6/30/2024	\$ 26,000	\$ 35,718	\$ 61,718
6/30/2025	\$ 27,000	\$ 34,872	\$ 61,872
6/30/2026	\$ 28,000	\$ 33,996	\$ 61,996
6/30/2027	\$ 29,000	\$ 33,086	\$ 62,086
6/30/2028	\$ 30,000	\$ 32,142	\$ 62,142
6/30/2029	\$ 31,000	\$ 31,168	\$ 62,168
6/30/2030	\$ 32,000	\$ 30,160	\$ 62,160
6/30/2031	\$ 33,000	\$ 29,120	\$ 62,120
6/30/2032	\$ 34,000	\$ 28,048	\$ 62,048
6/30/2033	\$ 36,000	\$ 26,942	\$ 62,942
6/30/2034	\$ 37,000	\$ 25,772	\$ 62,772
6/30/2035	\$ 38,000	\$ 24,570	\$ 62,570
6/30/2036	\$ 40,000	\$ 23,336	\$ 63,336
6/30/2037	\$ 41,000	\$ 22,036	\$ 63,036
6/30/2038	\$ 42,000	\$ 20,702	\$ 62,702
6/30/2039	\$ 44,000	\$ 19,338	\$ 63,338
6/30/2040	\$ 46,000	\$ 17,908	\$ 63,908
6/30/2041	\$ 47,000	\$ 16,412	\$ 63,412
6/30/2042	\$ 49,000	\$ 14,886	\$ 63,886
6/30/2043	\$ 51,000	\$ 13,292	\$ 64,292
6/30/2044	\$ 53,000	\$ 11,636	\$ 64,636
6/30/2045	\$ 55,000	\$ 9,912	\$ 64,912
6/30/2046	\$ 57,000	\$ 8,126	\$ 65,126
6/30/2047	\$ 59,000	\$ 6,272	\$ 65,272
6/30/2048	\$ 61,000	\$ 4,356	\$ 65,356
6/30/2049	\$ 63,000	\$ 2,372	\$ 65,372
6/30/2050	\$ 10,000	\$ 326	\$ 10,326
<b>Totals</b>	<b>\$ 1,236,000</b>	<b>\$ 786,832</b>	<b>\$ 2,022,832</b>

Commentary:

## Debt Service Report

**Local Unit Name:** City of Menominee  
**Local Unit Code:** 55-2010  
**Current Fiscal Year End Date:** 6/30/2017  
  
**Debt Name:** 2012 Capital Improvement Bonds (LTGO)  
**Issuance Date:** 6/25/2012  
**Issuance Amount:** \$300,000  
**Debt Instrument (or Type):** Bonds  
**Repayment Source(s):** Tax Revenue

Years Ending	Principal	Interest	Total
6/30/2018	\$ 7,000	\$ 9,045	\$ 16,045
6/30/2019	\$ 7,000	\$ 8,809	\$ 15,809
6/30/2020	\$ 7,000	\$ 8,573	\$ 15,573
6/30/2021	\$ 8,000	\$ 8,336	\$ 16,336
6/30/2022	\$ 8,000	\$ 8,066	\$ 16,066
6/30/2023	\$ 8,000	\$ 7,796	\$ 15,796
6/30/2024	\$ 9,000	\$ 7,526	\$ 16,526
6/30/2025	\$ 9,000	\$ 7,223	\$ 16,223
6/30/2026	\$ 9,000	\$ 6,919	\$ 15,919
6/30/2027	\$ 9,000	\$ 6,615	\$ 15,615
6/30/2028	\$ 10,000	\$ 6,311	\$ 16,311
6/30/2029	\$ 10,000	\$ 5,974	\$ 15,974
6/30/2030	\$ 10,000	\$ 5,636	\$ 15,636
6/30/2031	\$ 11,000	\$ 5,299	\$ 16,299
6/30/2032	\$ 11,000	\$ 4,928	\$ 15,928
6/30/2033	\$ 12,000	\$ 4,556	\$ 16,556
6/30/2034	\$ 12,000	\$ 4,151	\$ 16,151
6/30/2035	\$ 12,000	\$ 3,746	\$ 15,746
6/30/2036	\$ 13,000	\$ 3,343	\$ 16,343
6/30/2037	\$ 13,000	\$ 2,902	\$ 15,902
6/30/2038	\$ 14,000	\$ 2,464	\$ 16,464
6/30/2039	\$ 14,000	\$ 1,991	\$ 15,991
6/30/2040	\$ 15,000	\$ 1,519	\$ 16,519
6/30/2041	\$ 15,000	\$ 1,013	\$ 16,013
6/30/2042	\$ 15,000	\$ 506	\$ 15,506
<b>Totals</b>	<b>\$ 268,000</b>	<b>\$ 133,247</b>	<b>\$ 401,247</b>

Commentary:

# Debt Service Report

**Local Unit Name:** City of Menominee  
**Local Unit Code:** 55-2010  
**Current Fiscal Year End Date:** 6/30/2017

**Debt Name:** 2013 Capital Improvement & Refunding Bonds  
**Issuance Date:** 5/15/2013  
**Issuance Amount:** \$3,480,000  
**Debt Instrument (or Type):** Bonds  
**Repayment Source(s):** Water & Sewer Revenue

<u>Years Ending</u>	<u>Principal</u>	<u>Interest</u>	<u>Total</u>
6/30/2018	\$ 110,000	91,456	\$ 201,456
6/30/2019	\$ 110,000	89,256	\$ 199,256
6/30/2020	\$ 115,000	87,056	\$ 202,056
6/30/2021	\$ 120,000	84,756	\$ 204,756
6/30/2022	\$ 120,000	82,356	\$ 202,356
6/30/2023	\$ 120,000	79,956	\$ 199,956
6/30/2024	\$ 125,000	77,556	\$ 202,556
6/30/2025	\$ 130,000	73,806	\$ 203,806
6/30/2026	\$ 135,000	69,906	\$ 204,906
6/30/2027	\$ 140,000	65,856	\$ 205,856
6/30/2028	\$ 145,000	61,656	\$ 206,656
6/30/2029	\$ 145,000	57,306	\$ 202,306
6/30/2030	\$ 155,000	52,956	\$ 207,956
6/30/2031	\$ 155,000	48,306	\$ 203,306
6/30/2032	\$ 160,000	43,656	\$ 203,656
6/30/2033	\$ 165,000	38,456	\$ 203,456
6/30/2034	\$ 170,000	33,094	\$ 203,094
6/30/2035	\$ 180,000	27,144	\$ 207,144
6/30/2036	\$ 185,000	20,844	\$ 205,844
6/30/2037	\$ 190,000	14,138	\$ 204,138
6/30/2038	\$ 200,000	7,250	\$ 207,250
<b>Totals</b>	<b>\$ 3,075,000</b>	<b>\$ 1,206,769</b>	<b>\$ 4,281,769</b>

Commentary:

## Debt Service Report

**Local Unit Name:** City of Menominee  
**Local Unit Code:** 55-2010  
**Current Fiscal Year End Date:** 6/30/2017

**Debt Name:** Unlimited Tax General Obligation Bonds  
**Issuance Date:** 6/26/2013  
**Issuance Amount:** \$4,415,000  
**Debt Instrument (or Type):** Bonds  
**Repayment Source(s):** Tax Revenue

<u>Years Ending</u>	<u>Principal</u>	<u>Interest</u>	<u>Total</u>
6/30/2018	\$ 435,000	\$ 73,725	\$ 508,725
6/30/2019	\$ 450,000	\$ 65,025	\$ 515,025
6/30/2020	\$ 465,000	\$ 56,025	\$ 521,025
6/30/2021	\$ 480,000	\$ 44,400	\$ 524,400
6/30/2022	\$ 495,000	\$ 30,000	\$ 525,000
6/30/2023	\$ 505,000	\$ 15,150	\$ 520,150
<b>Totals</b>	<b>\$ 2,830,000</b>	<b>\$ 284,325</b>	<b>\$ 3,114,325</b>

Commentary:

## Debt Service Report

**Local Unit Name:** City of Menominee  
**Local Unit Code:** 55-2010  
**Current Fiscal Year End Date:** 6/30/2017

**Debt Name:** Honeywell - Energy Savings  
**Issuance Date:** 7/27/2009  
**Issuance Amount:** \$830,663  
**Debt Instrument (or Type):** Lease Purchase  
**Repayment Source(s):** General & Sewer Fund Revenues

<u>Years Ending</u>	<u>Principal</u>	<u>Interest</u>	<u>Total</u>
6/30/2018	\$ 54,937	24,718	\$ 79,655
6/30/2019	\$ 57,878	21,777	\$ 79,655
6/30/2020	\$ 60,977	18,678	\$ 79,655
6/30/2021	\$ 64,242	15,413	\$ 79,655
6/30/2022	\$ 67,682	11,973	\$ 79,655
6/30/2023	\$ 71,306	8,349	\$ 79,655
6/30/2024	\$ 75,123	4,532	\$ 79,655
6/30/2025	\$ 39,057	771	\$ 39,828
<b>Totals</b>	<b>\$ 491,202</b>	<b>\$ 106,211</b>	<b>\$ 597,413</b>

Commentary:

# Projected Budget Report

**Local Unit Name:** City of Menominee  
**Local Unit Code:** 55-2010  
**Current Fiscal Year End Date:** 6/30/2018  
**Fund Name:** GENERAL

REVENUES	Current Year Budget	Percentage Change	Year 2 Budget	Assumptions
Property Taxes	\$ 3,939,302	1 %	\$ 3,974,362	Increase in Police/Fire Retirement tax
Other Taxes	-		-	
State Revenue Sharing	\$ 982,000		\$ 982,000	
Income Tax	-		-	
Fines & Fees	\$ 29,000		\$ 29,000	
Licenses & Permits	\$ 141,600		\$ 141,600	
Interest Income	\$ 7,000		\$ 7,000	
Grant Revenues	\$ 2,000		\$ 2,000	
Other Revenues	\$ 590,600		\$ 590,600	
Interfund Transfers (In)	\$ 271,569		\$ 435,292	Anticipated Fund Balance Transfer
<b>Total Revenues</b>	<b>\$ 5,963,071</b>		<b>\$ 6,161,854</b>	
<b>EXPENDITURES</b>				
General Government	\$ 1,022,082		\$ 1,022,082	
Police and Fire	\$ 3,289,790	1 %	\$ 3,321,043	Increase in Police/Fire Retirement Expense
Other Public Safety	\$ 129,127		\$ 129,127	
Roads	\$ 543,483		\$ 543,483	
Other Public Works	\$ 45,665		\$ 45,665	
Health and Welfare	-		-	
Community & Economic Development	\$ 35,950		\$ 35,950	
Recreation & Culture	\$ 402,163		\$ 402,163	
Capital Outlay	\$ 81,325	206 %	\$ 248,855	Increase in Capital Expenditures including new plow truck
Debt Service	\$ 58,500		\$ 58,500	
Other Expenditures	\$ 97,350		\$ 97,350	
Interfund Transfers (Out)	\$ 257,636		\$ 257,636	
<b>Total Expenditures</b>	<b>\$ 5,963,071</b>		<b>\$ 6,161,854</b>	
<b>Net Revenues (Expenditures)</b>	<b>\$ -</b>		<b>\$ 0</b>	
<b>Beginning Fund Balance</b>	<b>\$ 2,802,660</b>		<b>\$ 2,802,660</b>	
<b>Ending Fund Balance</b>	<b>\$ 2,802,660</b>		<b>\$ 2,802,660</b>	

Commentary: