


City, Village, and Township Revenue Sharing and County Incentive Program Certification

Issued under authority of 2018 Public Act 207. Filing is mandatory to qualify for payments.

Each city/village/township/county applying for City, Village, and Township Revenue Sharing or County Incentive Program payments must:

1. Certify to the Michigan Department of Treasury (Treasury) that the local unit listed below has produced and made available to the public a Citizen's Guide, a Performance Dashboard, a Debt Service Report, and a Projected Budget Report as required by 2018 Public Act 207. The local unit must include in any mailing of general information to its citizens, the Internet website address or the physical location where all the documents are available for public viewing in the clerk's office.
2. Submit to Treasury a Citizen's Guide, a Performance Dashboard, a Debt Service Report, and a Projected Budget Report.

This certification, along with a Citizen's Guide, a Performance Dashboard, a Debt Service Report, and a Projected Budget Report, **must be received by December 1, 2018**, (or the first day of a payment month) in order to qualify for that month's payment. Postmark dates will not be considered. For questions, call 517-373-2697.

PART 1: LOCAL UNIT INFORMATION			
Local Unit Name City of Menominee		Local Unit County Name Menominee	
Local Unit Code 55-2010		Contact E-Mail Address tgraff@cityofmenominee.net	
Contact Name Tony Graff	Contact Title City Manager	Contact Telephone Number (906) 863-2656	Extension
Website Address, if reports are available online www.menomineemi.us		Current Fiscal Year End Date 6/30/2019	
PART 2: CITIZEN'S GUIDE			
Check any of the following that apply:			
<input type="checkbox"/> The local unit has elected to use Treasury's online Citizen's Guide to comply with the legislative requirements. Therefore, a copy of the Citizen's Guide will not be submitted to Treasury.			
<input type="checkbox"/> The local unit does not have any unfunded liabilities (pensions or other postemployment benefits (OPEB)).			
PART 3: CERTIFICATION			
<i>In accordance with 2018 Public Act 207, the undersigned hereby certifies to Treasury that the above mentioned local unit 1) has produced a Citizen's Guide, a Performance Dashboard, a Debt Service Report, and a Projected Budget Report and 2) will include in any mailing of general information to our citizens, the Internet website address or the physical location where all the documents are available for public viewing in the clerk's office. The Citizen's Guide, Performance Dashboard, Debt Service Report, and Projected Budget Report are attached to this signed certification, unless otherwise noted in Part 2.</i>			
Chief Administrative Officer Signature (as defined in MCL 141.422b) 		Printed Name of Chief Administrative Officer (as defined in MCL 141.422b) Tony Graff	
Title City Manager		Date 11/28/2018	

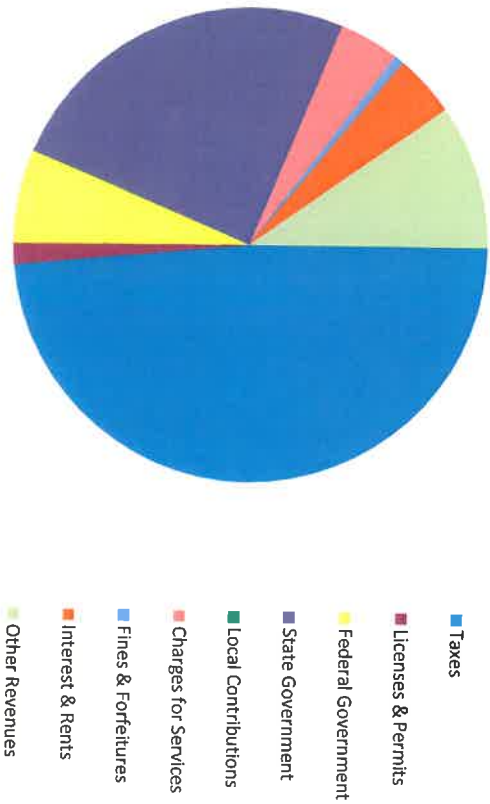
Completed and signed form (including required attachments) should be e-mailed to: **TreasRevenueSharing@michigan.gov**. If you are unable to submit via e-mail, fax to 517-335-3298 or mail the completed form and required attachments to:

Michigan Department of Treasury
Revenue Sharing and Grants Division
PO Box 30722
Lansing MI 48909

TREASURY USE ONLY		
CVTRS/CIP Eligible Y N	Certification Received	Citizen's Guide Received
Performance Dashboard Received	Debt Service Report Received	Projected Budget Report Received
Final Certification	CVTRS/CIP Notes	

CITIZEN'S GUIDE TO LOCAL UNIT FINANCES - City of Menominee (55-2010)

1. Where our money comes from (all governmental funds)

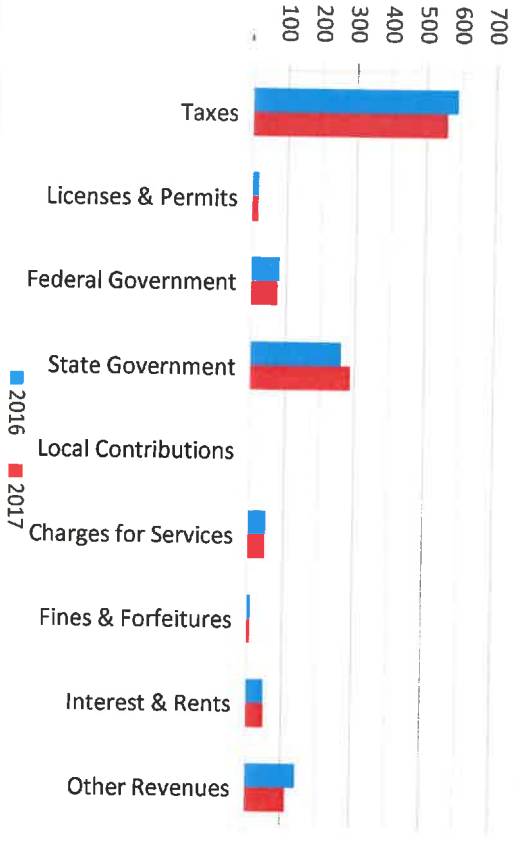


2. Compared to the prior year

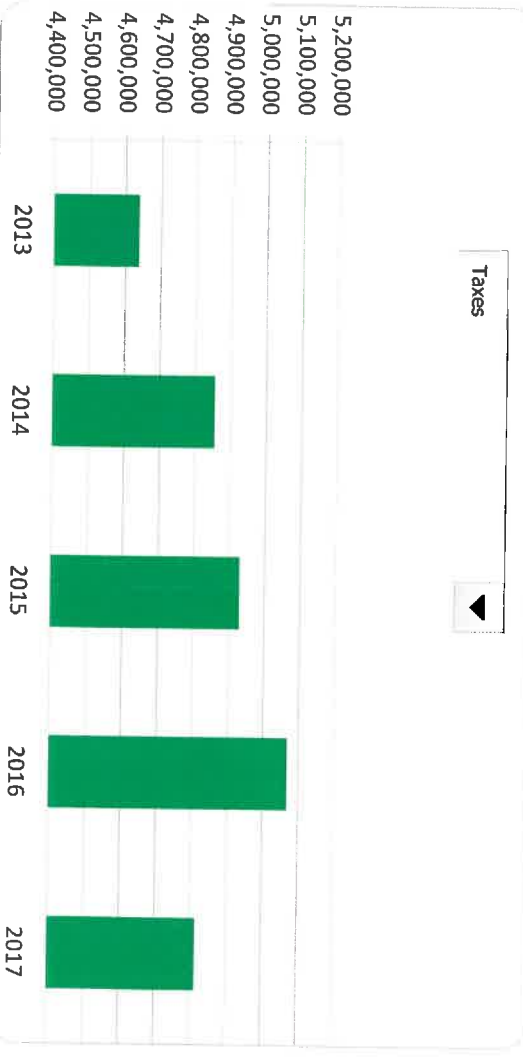
	2016	2017	% change
Taxes	\$ 5,067,915	\$ 4,813,705	-5.02%
Licenses & Permits	148,166	142,625	-3.74%
Federal Government	670,731	630,086	-6.06%
State Government	2,237,860	2,468,301	10.30%
Local Contributions	-	-	N/A
Charges for Services	429,863	401,340	-6.64%
Fines & Forfeitures	86,693	71,476	-17.55%
Interest & Rents	407,022	420,431	3.29%
Other Revenues	1,233,607	979,260	-20.62%
Total Revenues	\$ 10,281,857	\$ 9,927,224	-3.45%

REVENUES

3. Revenue sources per capita - compared to the prior year



4. Historical trends of individual sources

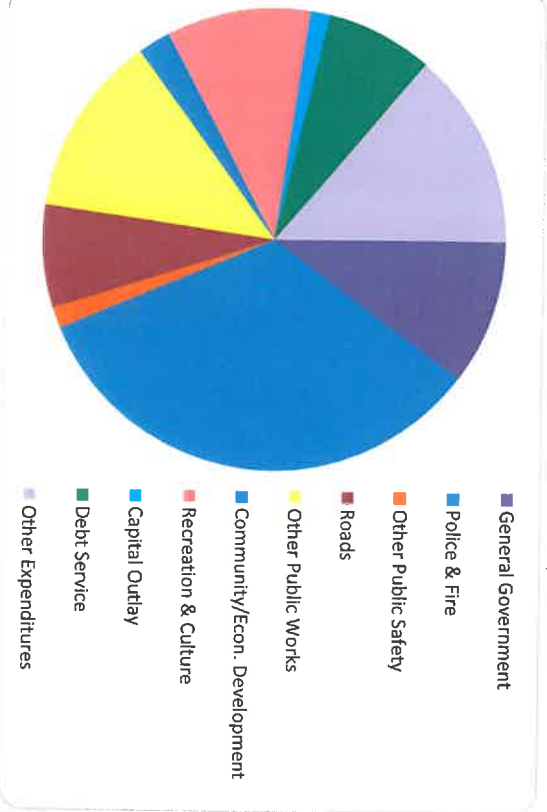


Commentary:

For more information on our unit's finances, contact Tony Graff at (906) 863-2656.

CITIZEN'S GUIDE TO LOCAL UNIT FINANCES - City of Menominee (55-2010)

1. Where we spend our money (all governmental funds)

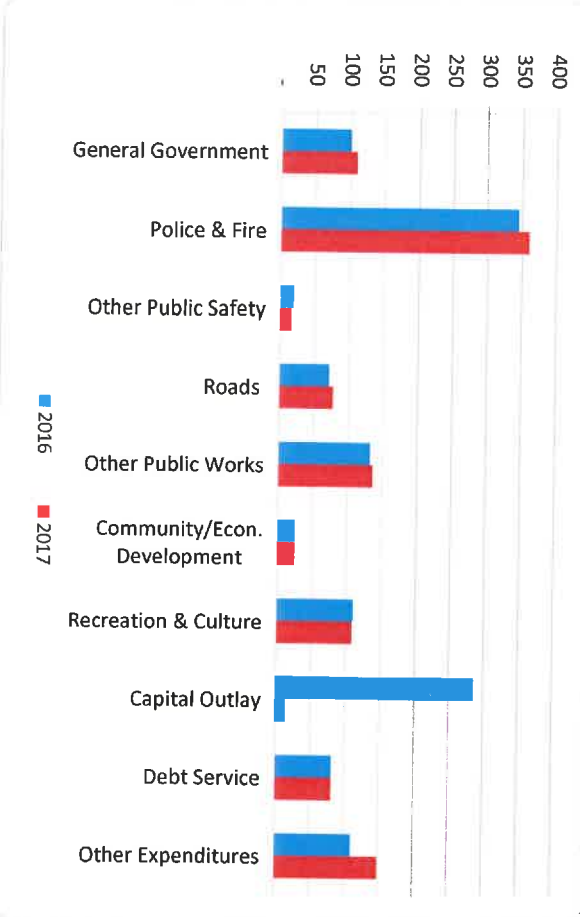


2. Compared to the prior year

	2016	2017	% change
General Government	\$ 854,334	\$ 936,130	9.57%
Police & Fire	2,964,020	3,099,115	4.56%
Other Public Safety	161,457	135,205	-16.26%
Roads	613,556	666,441	8.62%
Other Public Works	1,135,064	1,169,684	3.05%
Health & Welfare	-	-	N/A
Community/Econ. Development	210,836	212,032	0.57%
Recreation & Culture	948,781	935,660	-1.38%
Capital Outlay	2,462,721	128,300	-94.79%
Debt Service	696,820	696,068	-0.11%
Other Expenditures	946,183	1,276,625	34.92%
Total Expenditures	\$ 10,993,772	\$ 9,255,260	-15.81%

EXPENDITURES

3. Spending per capita - compared to the prior year



4. Historical trends of individual departments:



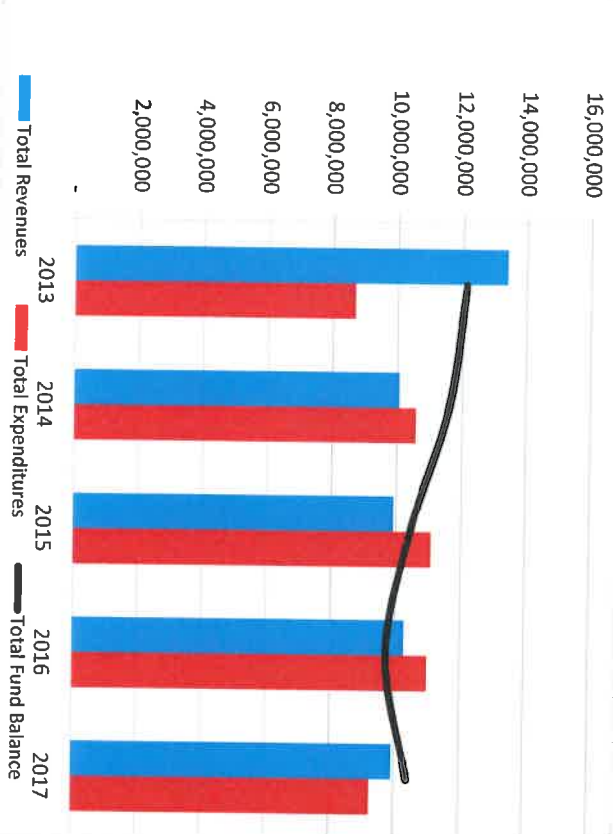
Commentary:

For more information on our unit's finances, contact Tony Graff at (906) 863-2656.

CITIZEN'S GUIDE TO LOCAL UNIT FINANCES - City of Menominee (55-2010)

FINANCIAL POSITION

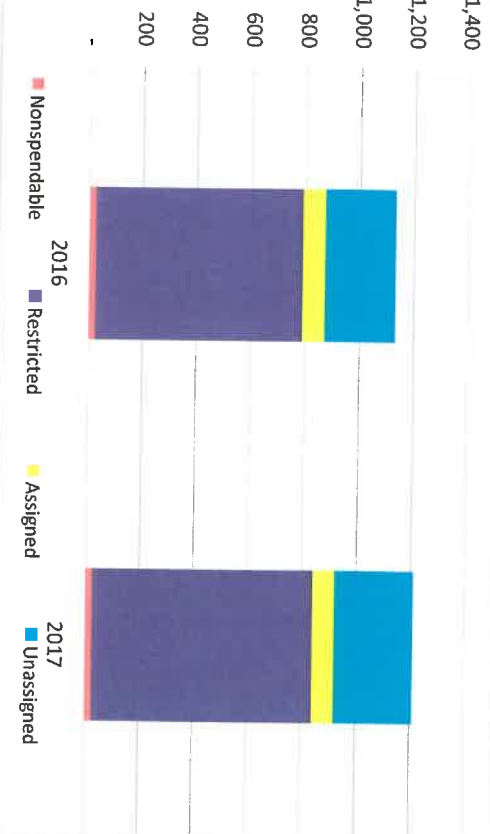
1. How have we managed our governmental fund resources (fund balance)?



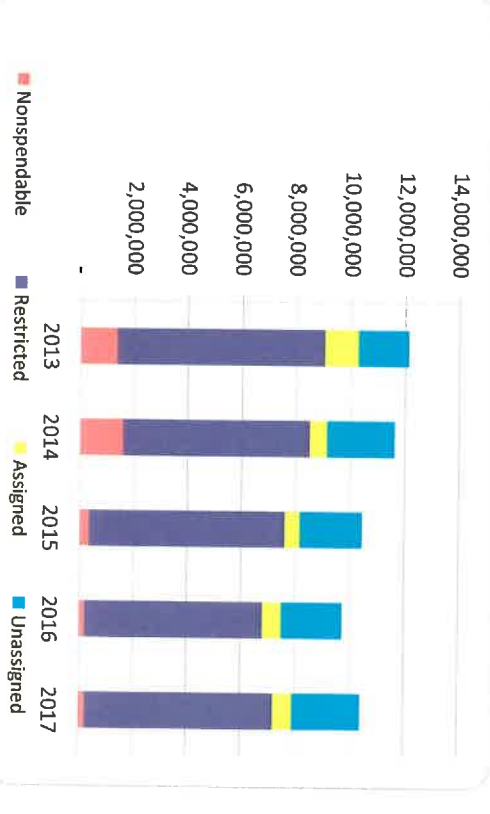
2. Compared to the prior year

	2016	2017	% change
Revenue	10,281,857	9,927,224	-3.45%
Expenditures	10,993,772	9,255,260	-15.81%
Surplus (shortfall)	(711,915)	671,964	-194.39%
Fund balance, by component:			
Nonspendable	197,550	212,878	7.76%
Restricted	6,599,427	7,005,265	6.15%
Committed	-	-	N/A
Assigned	700,251	688,711	-1.65%
Unassigned	2,228,465	2,490,803	11.77%
total fund balance	9,725,693	10,397,657	6.91%

3. Fund balance per capita - compared to the prior year



4. Historical trends of individual components

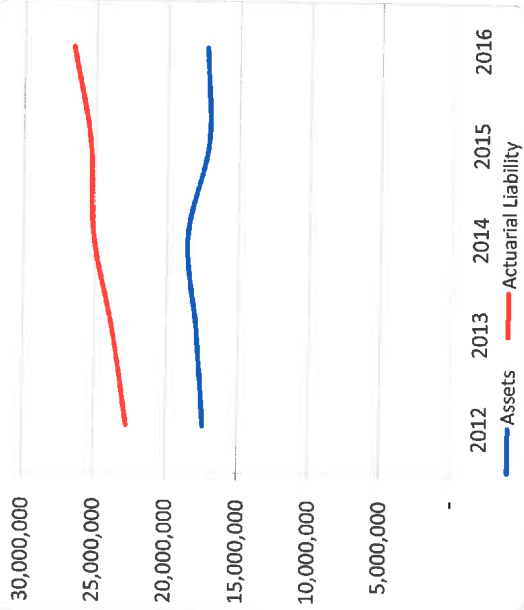


Commentary:


For more information on our unit's finances, contact Tony Graf at (906) 863-2656.

CITIZEN'S GUIDE TO LOCAL UNIT FINANCES - City of Menominee (55-2010)

1. Pension funding status

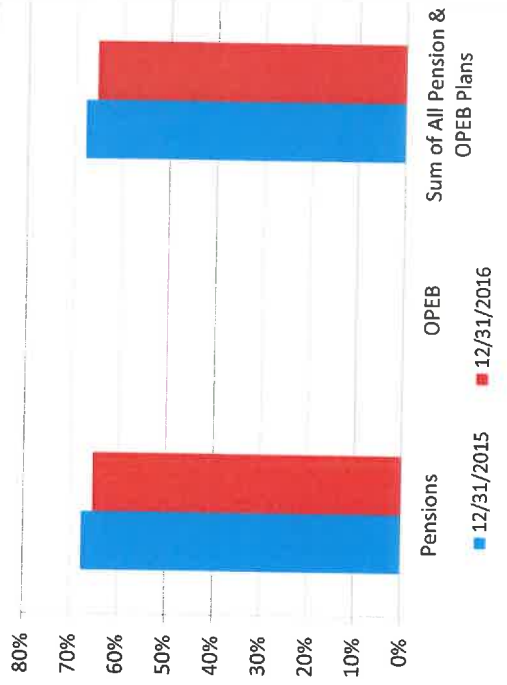


2. Retiree Health care funding status

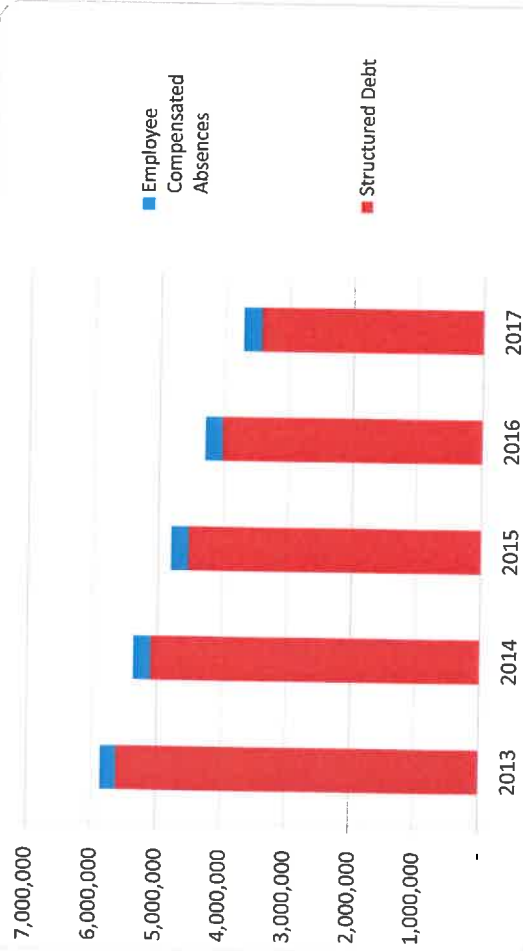


OTHER LONG TERM OBLIGATIONS

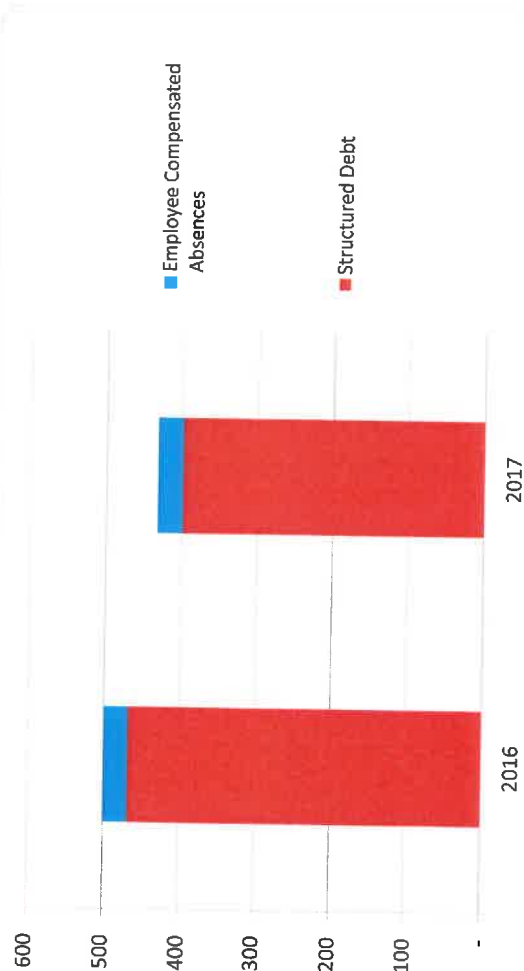
3. Percent funded - compared to the prior year



4. Long Term Debt obligations:



5. Debt & other long term obligations per capita - compared to the prior year



Commentary: The City of Menominee has no other post-employment benefits.

For more information on our unit's finances, contact Tony Graff at (906) 863-2656.

Performance Dashboard

Local Unit Name: City of Menominee
 Local Unit Code: 55-2010

	2016	2017	Trend	Performance
Fiscal Stability				
Annual General Fund expenditures per capita	\$625	\$725	↑16.1%	Negative
Fund Balance as % of annual General Fund expenditures	52.2%	49.7%	↓-4.8%	Negative
Unfunded pension & OPEB liability, as a % of annual General Fund revenue	140%	135%	↓-3.4%	Positive
Debt burden per capita	\$461	\$393	↓-14.8%	Positive
Percentage of road funding provided by the General Fund	0.0%	0.0%	↔0.0%	Neutral
Ratio of pensioners to employees	2.59	2.55	↓-1.6%	Positive
Number of services delivered via cooperative venture	5	5	↔0.0%	Neutral
Economic Strength				
% of community with access to high speed broadband	94%	90%	↓-4.6%	Negative
% of community age 25+ with Bachelor's degree or higher	26%	14%	↓-46.8%	Negative
Average age of critical infrastructure (years)	16.1	17.2	↑6.6%	Negative
Public Safety				
Violent crimes per thousand	4	3	↓-29.0%	Positive
Property crimes per thousand	27	16	↓-40.6%	Positive
Traffic injuries or fatalities	178	173	↓-2.8%	Positive
Quality of Life				
Miles of sidewalks and non-motorized paths/trails as a factor of total miles of local/major roads & streets	0.29	0.29	↔0.0%	Neutral
Percent of General Fund expenditures committed to arts, culture and recreation	7.1%	6.2%	↓-13.0%	Neutral
Acres of parks per thousand residents	2.1	2.1	↔0.0%	Neutral
Percent of community being provided with curbside recycling	0%	0%	↔0.0%	Neutral

Debt Service Report

Local Unit Name: City of Menominee
Local Unit Code: 55-2010
Current Fiscal Year End Date: 6/30/2018

Debt Name: Water Supply System Junior Lien
Issuance Date: 6/17/2010
Issuance Amount: \$2,370,000
Debt Instrument (or Type): Bonds
Repayment Source(s): Water Revenue

Years Ending	Principal	Interest	Total
6/30/2019	\$ 36,000	\$ 65,942	\$ 101,942
6/30/2020	\$ 37,000	\$ 64,772	\$ 101,772
6/30/2021	\$ 39,000	\$ 63,570	\$ 102,570
6/30/2022	\$ 40,000	\$ 62,302	\$ 102,302
6/30/2023	\$ 42,000	\$ 61,002	\$ 103,002
6/30/2024	\$ 43,000	\$ 59,638	\$ 102,638
6/30/2025	\$ 45,000	\$ 58,240	\$ 103,240
6/30/2026	\$ 46,000	\$ 56,778	\$ 102,778
6/30/2027	\$ 48,000	\$ 55,282	\$ 103,282
6/30/2028	\$ 50,000	\$ 53,722	\$ 103,722
6/30/2029	\$ 52,000	\$ 52,098	\$ 104,098
6/30/2030	\$ 53,000	\$ 50,408	\$ 103,408
6/30/2031	\$ 55,000	\$ 48,686	\$ 103,686
6/30/2032	\$ 57,000	\$ 46,898	\$ 103,898
6/30/2033	\$ 59,000	\$ 45,046	\$ 104,046
6/30/2034	\$ 62,000	\$ 43,128	\$ 105,128
6/30/2035	\$ 64,000	\$ 41,112	\$ 105,112
6/30/2036	\$ 66,000	\$ 39,032	\$ 105,032
6/30/2037	\$ 69,000	\$ 36,888	\$ 105,888
6/30/2038	\$ 71,000	\$ 34,646	\$ 105,646
6/30/2039	\$ 74,000	\$ 32,338	\$ 106,338
6/30/2040	\$ 76,000	\$ 29,932	\$ 105,932
6/30/2041	\$ 79,000	\$ 27,462	\$ 106,462
6/30/2042	\$ 82,000	\$ 24,896	\$ 106,896
6/30/2043	\$ 85,000	\$ 22,230	\$ 107,230
6/30/2044	\$ 88,000	\$ 19,468	\$ 107,468
6/30/2045	\$ 91,000	\$ 16,608	\$ 107,608
6/30/2046	\$ 94,000	\$ 13,650	\$ 107,650
6/30/2047	\$ 98,000	\$ 10,596	\$ 108,596
6/30/2048	\$ 101,000	\$ 7,410	\$ 108,410
6/30/2049	\$ 105,000	\$ 4,128	\$ 109,128
6/30/2050	\$ 22,000	\$ 716	\$ 22,716
Totals	\$ 2,029,000	\$ 1,248,624	\$ 3,277,624

Commentary:

Debt Service Report

Local Unit Name: City of Menominee
Local Unit Code: 55-2010
Current Fiscal Year End Date: 6/30/2018

Debt Name: Sewage Disposal System Junior Lien
Issuance Date: 6/17/2010
Issuance Amount: \$1,410,000
Debt Instrument (or Type): Bonds
Repayment Source(s): Sewer Revenue

Years Ending	Principal	Interest	Total
6/30/2019	\$ 22,000	\$ 39,488	\$ 61,488
6/30/2020	\$ 22,000	\$ 38,772	\$ 60,772
6/30/2021	\$ 23,000	\$ 38,058	\$ 61,058
6/30/2022	\$ 24,000	\$ 37,310	\$ 61,310
6/30/2023	\$ 25,000	\$ 36,530	\$ 61,530
6/30/2024	\$ 26,000	\$ 35,718	\$ 61,718
6/30/2025	\$ 27,000	\$ 34,872	\$ 61,872
6/30/2026	\$ 28,000	\$ 33,996	\$ 61,996
6/30/2027	\$ 29,000	\$ 33,086	\$ 62,086
6/30/2028	\$ 30,000	\$ 32,142	\$ 62,142
6/30/2029	\$ 31,000	\$ 31,168	\$ 62,168
6/30/2030	\$ 32,000	\$ 30,160	\$ 62,160
6/30/2031	\$ 33,000	\$ 29,120	\$ 62,120
6/30/2032	\$ 34,000	\$ 28,048	\$ 62,048
6/30/2033	\$ 36,000	\$ 26,942	\$ 62,942
6/30/2034	\$ 37,000	\$ 25,772	\$ 62,772
6/30/2035	\$ 38,000	\$ 24,570	\$ 62,570
6/30/2036	\$ 40,000	\$ 23,336	\$ 63,336
6/30/2037	\$ 41,000	\$ 22,036	\$ 63,036
6/30/2038	\$ 42,000	\$ 20,702	\$ 62,702
6/30/2039	\$ 44,000	\$ 19,338	\$ 63,338
6/30/2040	\$ 46,000	\$ 17,908	\$ 63,908
6/30/2041	\$ 47,000	\$ 16,412	\$ 63,412
6/30/2042	\$ 49,000	\$ 14,886	\$ 63,886
6/30/2043	\$ 51,000	\$ 13,292	\$ 64,292
6/30/2044	\$ 53,000	\$ 11,636	\$ 64,636
6/30/2045	\$ 55,000	\$ 9,912	\$ 64,912
6/30/2046	\$ 57,000	\$ 8,126	\$ 65,126
6/30/2047	\$ 59,000	\$ 6,272	\$ 65,272
6/30/2048	\$ 61,000	\$ 4,356	\$ 65,356
6/30/2049	\$ 63,000	\$ 2,372	\$ 65,372
6/30/2050	\$ 10,000	\$ 326	\$ 10,326
Totals	\$ 1,215,000	\$ 746,662	\$ 1,961,662

Commentary:

Debt Service Report

Local Unit Name: City of Menominee
Local Unit Code: 55-2010
Current Fiscal Year End Date: 6/30/2018

Debt Name: 2012 Capital Improvement Bonds (LTGO)
Issuance Date: 6/25/2012
Issuance Amount: \$300,000
Debt Instrument (or Type): Bonds
Repayment Source(s): Tax Revenue

<u>Years Ending</u>	<u>Principal</u>	<u>Interest</u>	<u>Total</u>
6/30/2019	\$ 7,000	\$ 8,809	\$ 15,809
6/30/2020	\$ 7,000	\$ 8,573	\$ 15,573
6/30/2021	\$ 8,000	\$ 8,336	\$ 16,336
6/30/2022	\$ 8,000	\$ 8,066	\$ 16,066
6/30/2023	\$ 8,000	\$ 7,796	\$ 15,796
6/30/2024	\$ 9,000	\$ 7,526	\$ 16,526
6/30/2025	\$ 9,000	\$ 7,223	\$ 16,223
6/30/2026	\$ 9,000	\$ 6,919	\$ 15,919
6/30/2027	\$ 9,000	\$ 6,615	\$ 15,615
6/30/2028	\$ 10,000	\$ 6,311	\$ 16,311
6/30/2029	\$ 10,000	\$ 5,974	\$ 15,974
6/30/2030	\$ 10,000	\$ 5,636	\$ 15,636
6/30/2031	\$ 11,000	\$ 5,299	\$ 16,299
6/30/2032	\$ 11,000	\$ 4,928	\$ 15,928
6/30/2033	\$ 12,000	\$ 4,556	\$ 16,556
6/30/2034	\$ 12,000	\$ 4,151	\$ 16,151
6/30/2035	\$ 12,000	\$ 3,746	\$ 15,746
6/30/2036	\$ 13,000	\$ 3,343	\$ 16,343
6/30/2037	\$ 13,000	\$ 2,902	\$ 15,902
6/30/2038	\$ 14,000	\$ 2,464	\$ 16,464
6/30/2039	\$ 14,000	\$ 1,991	\$ 15,991
6/30/2040	\$ 15,000	\$ 1,519	\$ 16,519
6/30/2041	\$ 15,000	\$ 1,013	\$ 16,013
6/30/2042	\$ 15,000	\$ 506	\$ 15,506
Totals	\$ 261,000	\$ 124,202	\$ 385,202

Commentary:

Debt Service Report

Local Unit Name: City of Menominee
Local Unit Code: 55-2010
Current Fiscal Year End Date: 6/30/2018

Debt Name: 2013 Capital Improvement & Refunding Bonds
Issuance Date: 5/15/2013
Issuance Amount: \$3,480,000
Debt Instrument (or Type): Bonds
Repayment Source(s): Water & Sewer Revenue

<u>Years Ending</u>	<u>Principal</u>	<u>Interest</u>	<u>Total</u>
6/30/2019	\$ 110,000	89,256	\$ 199,256
6/30/2020	\$ 115,000	87,056	\$ 202,056
6/30/2021	\$ 120,000	84,756	\$ 204,756
6/30/2022	\$ 120,000	82,356	\$ 202,356
6/30/2023	\$ 120,000	79,956	\$ 199,956
6/30/2024	\$ 125,000	77,556	\$ 202,556
6/30/2025	\$ 130,000	73,806	\$ 203,806
6/30/2026	\$ 135,000	69,906	\$ 204,906
6/30/2027	\$ 140,000	65,856	\$ 205,856
6/30/2028	\$ 145,000	61,656	\$ 206,656
6/30/2029	\$ 145,000	57,306	\$ 202,306
6/30/2030	\$ 155,000	52,956	\$ 207,956
6/30/2031	\$ 155,000	48,306	\$ 203,306
6/30/2032	\$ 160,000	43,656	\$ 203,656
6/30/2033	\$ 165,000	38,456	\$ 203,456
6/30/2034	\$ 170,000	33,094	\$ 203,094
6/30/2035	\$ 180,000	27,144	\$ 207,144
6/30/2036	\$ 185,000	20,844	\$ 205,844
6/30/2037	\$ 190,000	14,138	\$ 204,138
6/30/2038	\$ 200,000	7,250	\$ 207,250
Totals	\$ <u>2,965,000</u>	\$ <u>1,115,313</u>	\$ <u>4,080,313</u>

Commentary:

Debt Service Report

Local Unit Name: City of Menominee
Local Unit Code: 55-2010
Current Fiscal Year End Date: 6/30/2018

Debt Name: Unlimited Tax General Obligation Bonds
Issuance Date: 6/26/2013
Issuance Amount: \$4,415,000
Debt Instrument (or Type): Bonds
Repayment Source(s): Tax Revenue

<u>Years Ending</u>	<u>Principal</u>	<u>Interest</u>	<u>Total</u>
6/30/2019	\$ 450,000	\$ 65,025	\$ 515,025
6/30/2020	\$ 465,000	\$ 56,025	\$ 521,025
6/30/2021	\$ 480,000	\$ 44,400	\$ 524,400
6/30/2022	\$ 495,000	\$ 30,000	\$ 525,000
6/30/2023	\$ 505,000	\$ 15,150	\$ 520,150
Totals	\$ 2,395,000	\$ 210,600	\$ 2,605,600

Commentary:

Debt Service Report

Local Unit Name: City of Menominee
Local Unit Code: 55-2010
Current Fiscal Year End Date: 6/30/2018

Debt Name: 2018 Capital Improvement Refunding Bonds
Issuance Date: 12/20/2017
Issuance Amount: \$1,255,000
Debt Instrument (or Type): Bonds
Repayment Source(s): Water & Sewer Revenue

<u>Years Ending</u>	<u>Principal</u>	<u>Interest</u>	<u>Total</u>
6/30/2019	\$ 120,000	\$ 35,372	\$ 155,372
6/30/2020	\$ 115,000	\$ 31,894	\$ 146,894
6/30/2021	\$ 120,000	\$ 28,416	\$ 148,416
6/30/2022	\$ 125,000	\$ 24,790	\$ 149,790
6/30/2023	\$ 125,000	\$ 21,090	\$ 146,090
6/30/2024	\$ 130,000	\$ 17,316	\$ 147,316
6/30/2025	\$ 120,000	\$ 13,616	\$ 133,616
6/30/2026	\$ 130,000	\$ 9,916	\$ 139,916
6/30/2027	\$ 135,000	\$ 5,994	\$ 140,994
6/30/2027	\$ 135,000	\$ 1,998	\$ 136,998
Totals	\$ 1,255,000	\$ 190,402	\$ 1,445,402

Commentary:

Debt Service Report

Local Unit Name: City of Menominee
Local Unit Code: 55-2010
Current Fiscal Year End Date: 6/30/2018

Debt Name: Honeywell - Energy Savings
Issuance Date: 7/27/2009
Issuance Amount: \$830,663
Debt Instrument (or Type): Lease Purchase
Repayment Source(s): General & Sewer Fund Revenues

<u>Years Ending</u>	<u>Principal</u>	<u>Interest</u>	<u>Total</u>
6/30/2019	\$ 57,878	21,777	\$ 79,655
6/30/2020	\$ 60,977	18,678	\$ 79,655
6/30/2021	\$ 64,242	15,413	\$ 79,655
6/30/2022	\$ 67,682	11,973	\$ 79,655
6/30/2023	\$ 71,306	8,349	\$ 79,655
6/30/2024	\$ 75,123	4,532	\$ 79,655
6/30/2025	\$ 39,057	771	\$ 39,828
Totals	\$ 436,265	\$ 81,493	\$ 517,758

Commentary:

Projected Budget Report

Local Unit Name: City of Menominee
Local Unit Code: 55-2010
Current Fiscal Year End Date: 6/30/2019
Fund Name: General

REVENUES	Current Year Budget	Percentage Change	Year 2 Budget	Assumptions
Property Taxes	\$ 3,907,000	%	\$ 3,907,000	
Other Taxes	-	%	-	
State Revenue Sharing	\$ 1,034,000	%	\$ 1,034,000	
Income Tax	-	%	-	
Fines & Fees	\$ 29,000	%	\$ 29,000	
Licenses & Permits	\$ 139,670	%	\$ 139,670	
Interest Income	\$ 28,000	%	\$ 28,000	
Grant Revenues	\$ 17,000	%	\$ 17,000	
Other Revenues	\$ 646,166	%	\$ 646,166	
Interfund Transfers (In)	\$ 700,041	%	\$ 496,373	Anticipated Fund Balance Transfer
Total Revenues	\$ 6,500,877		\$ 6,297,209	
EXPENDITURES				
General Government	\$ 1,104,706	%	\$ 1,104,706	
Police and Fire	\$ 3,338,857	%	\$ 3,338,857	
Other Public Safety	\$ 148,228	%	\$ 148,228	
Roads	\$ 592,586	%	\$ 592,586	
Other Public Works	\$ 34,665	%	\$ 34,665	
Health and Welfare	-	%	-	
Community & Economic Development	\$ 49,500	%	\$ 49,500	
Recreation & Culture	\$ 449,070	%	\$ 449,070	
Capital Outlay	\$ 403,303	(51) %	\$ 199,635	Decrease in Capital Expenditures
Debt Service	\$ 41,262	%	\$ 41,262	
Other Expenditures	\$ 72,000	%	\$ 72,000	
Interfund Transfers (Out)	\$ 266,700	%	\$ 266,700	
Total Expenditures	\$ 6,500,877		\$ 6,297,209	
Net Revenues (Expenditures)	\$ -		\$ 0	
Beginning Fund Balance	\$ 3,271,247		\$ 3,271,247	
Ending Fund Balance	\$ 3,271,247		\$ 3,271,247	

Commentary: